



JFK Study Skills Forum 2011



<http://www.youtube.com/watch?v=b53W6E9d4gc&playnext=1&list=PLCDBCCFF4EE43D398>



“There aren’t any icons to click. It’s a chalk board.”


© 1997 by Randy Glasbergen. E-mail: randyg@norwich.net
<http://www.norwich.net/~randyg/toon.html>



“I couldn’t do my homework because my computer has a virus and so do all my pencils and pens.”

Study Skills Definition

- The different abilities that can be developed in order to improve a learner's capacity to learn





Good Habits

- Checklists
- Time Management
- Routine and Schedule
- Information Access Structure
- Study Location and Set Up
- Book Bag and Locker Organization
- Calendars
- Materials and Supplies



Good Habits

- Positive Attitude
- Health and Wellness
- Short Term-Long Term Balance
- Time for Leisure / Play
- Use of Technology
- Teacher Availability
- Studying is Doing



Specific Skills

- Planning
- Organizing
- Reading
- Testing
- Note taking
- Managing Time



Techniques

- RCRC: Read, Cover, Recite, Check
- Underlining, Highlighting, Outlining
- SQ3R: Survey, Question, Read, Recite, Review
- Note Cards
- Labeling
- Abbreviating
- Graphic Organizers



Techniques

- Mnemonic Devices
 - Mnemonic for remembering the number of **days in a month**:

*Thirty days hath September,
April, June, and November;
All the rest have thirty-one
Excepting February alone:
Which has twenty-eight, that's fine,
Till leap year gives it twenty-nine.*

- Key Words
- Verbalization

Mnemonic Devices cont.

- **Mercury, Venus, Earth, Mars, Jupiter, Saturn, Uranus, Neptune, Pluto**
- Here are a list of **mnemonics to help you remember the order of the planets:**

My very easy method just set up nine planets

My Very Excellent Mother Just Served Us Nine Pickles

My Very Excellent Mother Just Shot Umbrellas Near Pluto

My Very Energetic Mother Just Served Us Nine Pizzas

My Very Educated Mother Just Showed Us Nine Planets

Mary's Violet Eyes Make John Sit Up Nights Period

My Velvet Eyes Make Johnny Stay Up Nights Proposing

My Very Eager Mother Just Served Us Nine Pickles

My Very Early Morning Jam Sandwich Usually Nauseates People

My Very Easy Method Just Set Up Nine Planets

My Very Easy Method Just Speeds Up Naming Planets

My Very Educated Mother Just Said Uh-oh No Pluto

My Very Educated Mother Just Served Us Nine Pies

My Very Eager Mother Just Served Us Nachos

Techniques

- Acronyms
 - HOMES
 - Great Lakes
 - » HURON
 - » ONTARIO
 - » MICHIGAN
 - » ERIE
 - » SUPERIOR



Handling Homework 1

- Review what we have learned about homework and studying
- Steps for dealing with homework
 1. Understand what the assignment is and write it down
 2. Proper materials
 3. Understanding directions of the assignment
 4. Remember to bring it back to school and to the proper class

HOW CAN I DO IT ALL?

Handling Homework 2

- Homework Journal
 1. Use your homework journal to record ALL assignments
 2. When is the best time to record assignments?
 3. Ask questions about your assignments
 4. Cross out or check off each assignment as it is completed
 5. Reward your progress!



Handling Homework 3


- Prioritize Assignments - size up your task!
 - Do least important assignments last (i.e., assignments that are not due the next day)
 - Number your assignments in order from first to last
- How to Prioritize Assignments
 - Start with most difficult assignment
 - End with extra credit or assignments that are not due the next day
- Think of a time when you did not prioritize. What were the consequences of this?

Handling Homework 4

- Doing Excellent Work
 - Use good, readable handwriting or type
 - Use complete sentences whenever you can
 - Make your answers to questions thorough, using examples and details
 - Be sure your answers are accurate by double-checking your work (especially in math)
- By doing these things you will save time re-doing assignments! You will also learn more and you won't need to study as much!

Test Taking 1

- Be an ACTIVE studier - simply re-reading the chapter and other information is PASSIVE studying
- Use distributed practice - review every night of the week, even if there isn't a quiz or test coming up
- Ask questions before the test!



Effective Note taking

- Note taking is an important part of academic life.
- To be successful at note taking, you need to improve your listening skills.
- Develop your note taking skills.
- Be able to use your notes to study.

Note Taking vs. Dictation

- **Note taking** is writing complete ideas; **dictation** is writing complete sentences.
- **Examples:**
 - Dictation: History 1002 meets 2 days a week from 10:00 am to 10:50
 - Notes:
 - Hist 1002
 - 2 d/sk 10 – 10:50 am

Change dictation into notes:

Studies on worldwide literacy* rates show that almost 80 percent of the world's population over the age of 15 is now literate. This includes more women than ever before.

*Literacy = ability to read

One way to write this info

Studies ww literacy rt = almost 80 % world pop over 15 yrs now literate

+ grtr # of women than bef

Remember


Use

- Key words
- Space
- Headings
- Abbreviations and symbols
- Complete ideas
- Quantity!

Remember

- Get the big picture!
- Rewrite your notes.
- Develop your own style and

Practice, practice, practice.



Use space to show relationships.

Use vertical space.

3 keys to green environ

1- educate public

2- improve tech.

3-help incr. demand
for recycling

Use horizontal space.

Gas Use -Factors

Europe

Less
More \$\$
More trains
+pub transp.

U.S

good hwys
cheap gas
auto ind.
oil comp.

Test Taking 2

QUESTIONS TO ASK	REASON FOR THE QUESTION
When will the test be?	This lets you know how much time you have to prepare.
What type of test will it be (essay, multiple choice, true/false, fill in the blank)?	This will tell you how to study for the test.
Will there be a review in class?	Teachers often have a review for the test in class either in a special study session before or after school.
Will there be a study guide or a review worksheet for the test.	A study guide or a review worksheet can be a big help to prepare for an upcoming test.
Will this be an open-book test?	On open-book tests you can use your textbook or your notes to help answer questions.
Will there be any questions about information from the lecture that is not in the book?	Often the teacher will talk to the class about ideas that are not covered in the textbook. Make sure you have all the information in your notes.
How much time will be given to finish the test?	This will let you know how fast you have to work.

Test Taking 3

- What is the purpose of tests?
- When studying: recite, write, visualize
 - RECITE
 - Describe or explain topics aloud; put in your own words
 - Teach the information to someone else
 - Engage in a simulation or role play

Test Taking 4

- WRITE
 - Make chapter study review cards
 - Use a set of flashcards (vocabulary, definitions,
- VISUALIZE
 - Close my eyes and “picture in my mind” any chart, diagram, word, map, event, time period, scene, experiment, or character that I am trying to remember

Test Taking 5

- Before the test
 - Follow the teacher's test procedures
 - Ask last minute questions
 - Listen carefully to instructions
 - Read directions carefully and underline/circle important parts
 - Unload (transfer information in your brain to the back of the test paper)

Test Taking 6

- During the test
 - Label all parts of the test - don't forget your name!
 - Answer all questions; if you are not sure put a check mark next to it and go back later
 - Begin with the section you want to get out of the way
 - Pace yourself if the test is timed
 - Double check each answer
 - Use the test as a source to get information for questions



Final Reminders



- Anyone can develop into an “Organized Student”
- Develop a routine
 - Stick with it!!!!
- It takes **HARD WORK, COMMITMENT, AND COOPERATION**
- **HARD WORK PAYS OFF OVER TIME... BUT LAZINESS PAYS OFF RIGHT AWAY!!!**
- If you don't use the information you learned, it will not do you **ANY** good!