

# Woodbridge Township School District



## 2011 Advanced Placement Analysis and Benefit

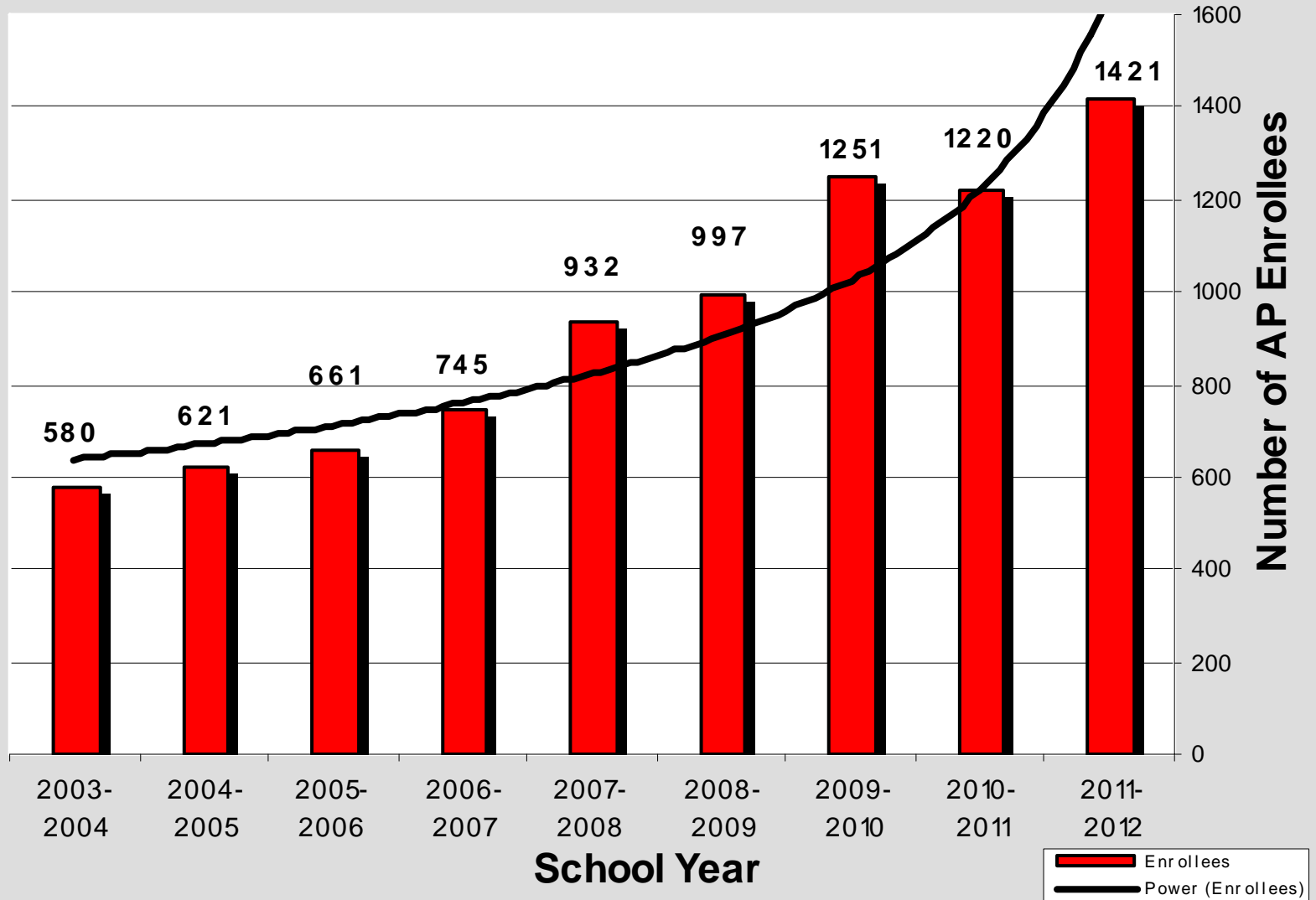


## A.P. Status for 2010-2011

- *17 Courses were offered in the three high schools.*
- *1,318 enrollees within these courses.*
- *481 A.P. tests were taken in May, 2011.*
- *271 students took an A.P. test.*



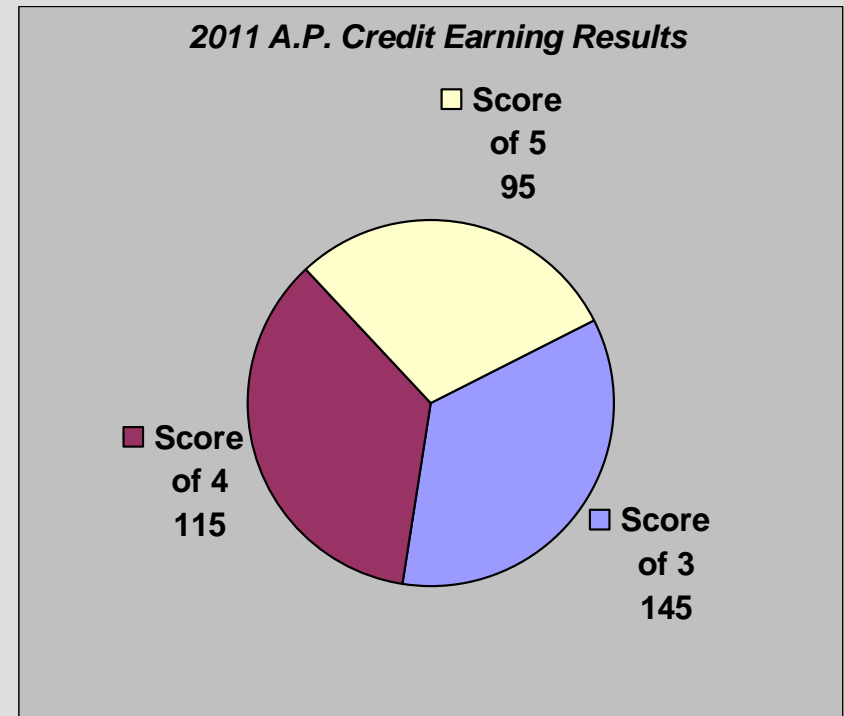
# Yearly A.P. Enrollment for 2003-2012





# A.P. Test Results for 2010-2011

- Colleges usually grant credit for A.P. scores of 3, 4, or 5.
- 73.8 % of the tests taken in 2011 will probably result in the student receiving college credit for the appropriate course.
- Compared to 66% in 2010.





## A.P. Test Results for 2010-2011

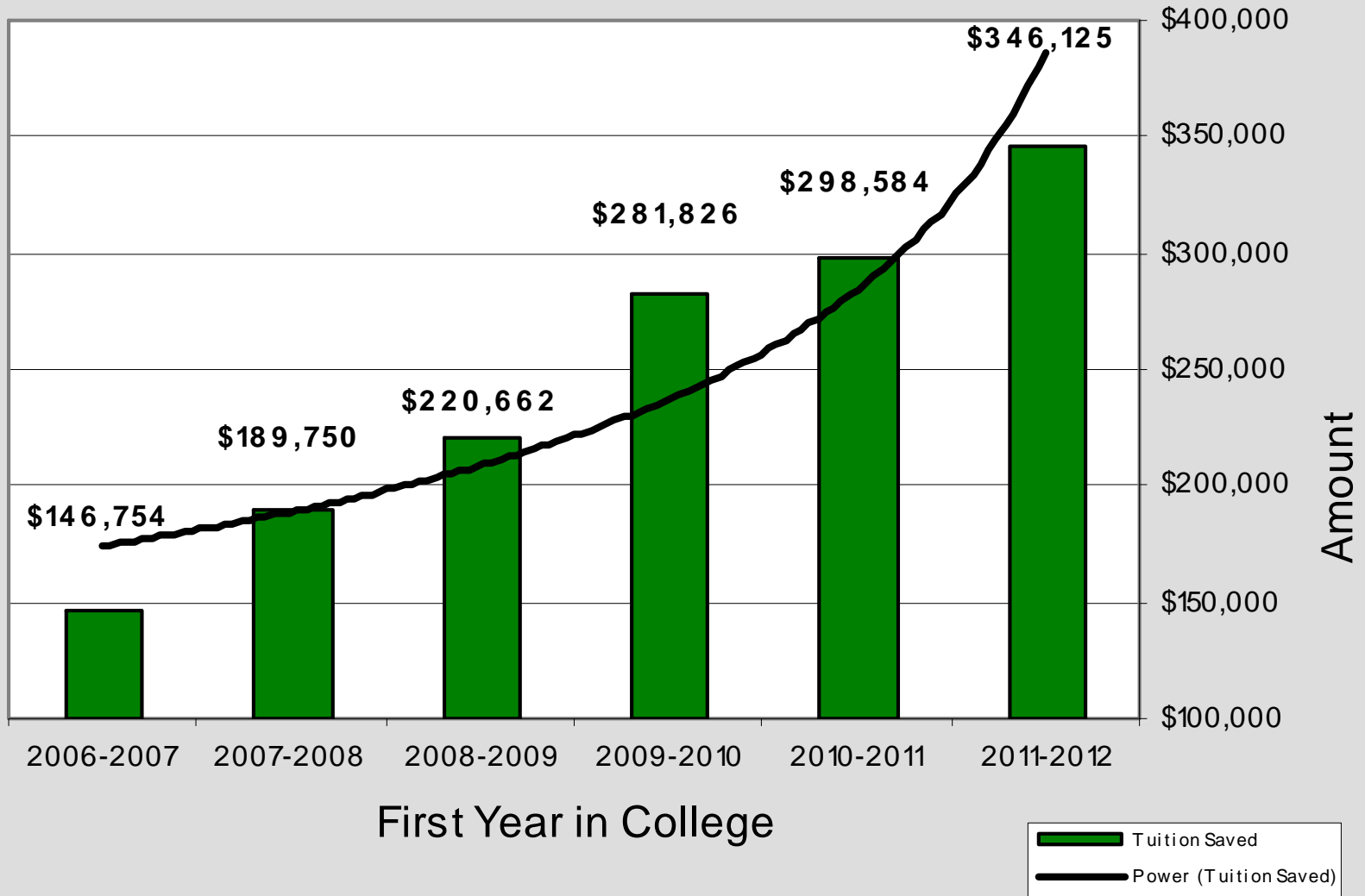
- The current rate for in-state, undergraduate tuition for Rutgers University for the 2011-2012 academic year is \$325 per credit hour or \$975 per class.
- It's assumed that most courses are 3 credits.
- Each score of 3,4, or 5 would then replace one three-credit class.

*Total 2011  
Savings:  
\$346,125*

*(Total 2010 Savings:  
\$298,584)*



# Yearly A.P. Savings for 2006-2012



Total A.P. Tuition Savings for WTSD  
Students and their Parents from  
2006-2012.

***\$1,483,701***



**2003-2012 WTSD AP Enrollment Numbers**

	Studio Art	Eng. Lang	Eng. Lit	Span Lang	French	Calc AB	Calc BC	Stats	Comp Sci.	Bio	Chemistry	Env Sci	Physics	Euro Hist	Macro	Psychology	US I	USII	Totals
2011-2012	15	105	92	13	2	148	79	104	50	64	79	89	41	35	60	197	122	126	<b>1421</b>
2010-2011	15	73	92	18	7	104	60	114	36	60	83	70	32	40	48	165	115	88	<b>1220</b>
2009-2010	24	95	94	10	7	93	59	38	42	85	47	72	71	35	79	211	101	88	<b>1251</b>
2008-2009	10	71	87	14	2	98	45	48	19	52	30	52	76	32	38	124	106	93	<b>997</b>
2007-2008	11	73	87	5	10	114	30	60	29	76	10	23	50	0	48	145	92	69	<b>932</b>
2006-2007	10	56	56	22	0	98	45	0	14	56	15	23	26	0	35	111	85	93	<b>745</b>
2005-2006	16	43	84	17	0	71	21	5	0	49	15	0	29	0	26	115	96	74	<b>661</b>
2004-2005	5	28	69	14	2	76	31	4	11	54	14	0	34	0	22	82	87	88	<b>621</b>
2003-2004	9	25	61	23	5	67	32	12	14	36	7	0	32	0	15	95	95	52	<b>580</b>
<b>Total</b>	<b>115</b>	<b>569</b>	<b>722</b>	<b>136</b>	<b>35</b>	<b>869</b>	<b>402</b>	<b>385</b>	<b>215</b>	<b>532</b>	<b>300</b>	<b>329</b>	<b>391</b>	<b>142</b>	<b>371</b>	<b>1245</b>	<b>899</b>	<b>771</b>	
<b>AVG.</b>	<b>12.78</b>	<b>63.22</b>	<b>80.22</b>	<b>15.11</b>	<b>3.89</b>	<b>96.56</b>	<b>44.67</b>	<b>42.78</b>	<b>23.89</b>	<b>59.11</b>	<b>33.33</b>	<b>36.56</b>	<b>43.44</b>	<b>15.78</b>	<b>41.22</b>	<b>138.33</b>	<b>99.89</b>	<b>85.67</b>	

**WTSD Total 8428**